



# 2017 - 2018 REPORT TO THE COMMUNITY

**Ridge View Raptors**  
**Annual Progress Report to the Community**  
**Check us out on the web:**  
**[www.rvraptors.org](http://www.rvraptors.org)**

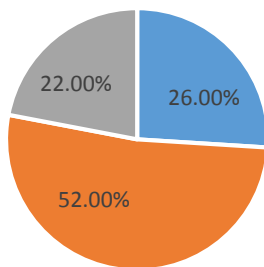
Ridge View is the shared school of Galva-Holstein and Schaller-Crestland, serving the communities of Early, Galva, Holstein, Nemaha, and Schaller.  
The sharing agreement began with the 2010-2011 school year.

The Schaller-Crestland CSD and the Galva-Holstein CSD will not discriminate on the basis of: RACE, COLOR, NATIONAL ORIGIN, SEX, DISABILITY, RELIGION, CREED, AGE (for employment), MARITAL STATUS (for programs), SEXUAL ORIENTATION, GENDER IDENTITY, SOCIOECONOMIC STATUS (for programs). There is a grievance procedure for processing complaints of discrimination. If you have questions or a grievance related to this policy please contact Programs Contact: Mike Richard, 519 E Maple Holstein, IA 51025, [712-368-4353](tel:712-368-4353), [mrichard@rvraptors.org](mailto:mrichard@rvraptors.org) or Jarod Mozer, 300 S Berwick, Schaller, IA 51053, [712-275-4267](tel:712-275-4267), [jmozer@rvraptors.org](mailto:jmozer@rvraptors.org) or Employment Contact: Bret Warnke, 519 E Maple Holstein, IA 51025, [712-368-4353](tel:712-368-4353), [bwarnke@rvraptors.org](mailto:bwarnke@rvraptors.org)

# Reading at Every Grade

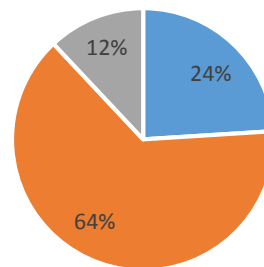
Galva-Holstein and Schaller-Crestland administer the Iowa Assessments to students in grade 3 – 11. The charts below show the percentage of student that scored proficiently on the reading portion of these tests. 3rd, 4th, and 5th Grade data represents students tested in both Galva-Holstein Upper Elementary and Schaller-Crestland Elementary.

### 3rd grade Reading Proficiency Levels



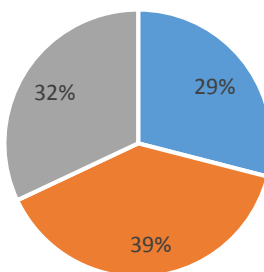
■ Advanced ■ Proficient ■ Not Proficient

### 4th grade Reading Proficiency Levels



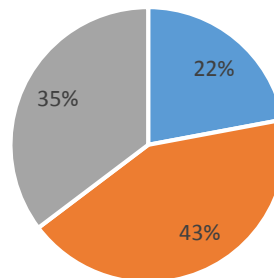
■ Advanced ■ Proficient ■ Not Proficient

### 5th grade Reading Proficiency Levels



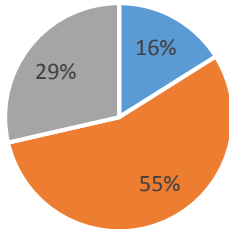
■ Advanced ■ Proficient ■ Not Proficient

### 6th Grade Reading Proficiency Levels



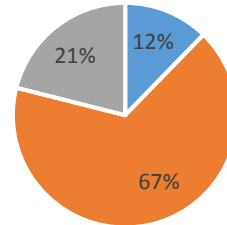
■ Advanced ■ Proficient ■ Not Proficient

### 7th Grade Reading Proficiency Levels



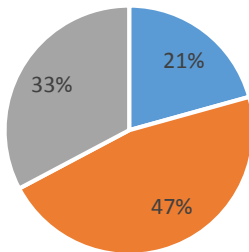
■ Advanced ■ Proficient ■ Not Proficient

### 8th Grade Reading Proficiency Levels



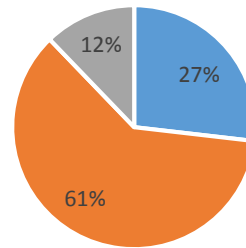
■ Advanced ■ Proficient ■ Not Proficient

### 9th Grade Reading Proficiency Levels



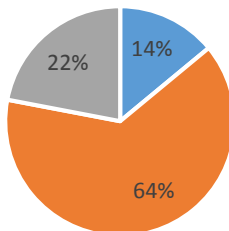
■ Advanced ■ Proficient ■ Not Proficient

### 10th Grade Reading Proficiency Levels



■ Advanced ■ Proficient ■ Not Proficient

### 11th Grade Reading Proficiency Levels



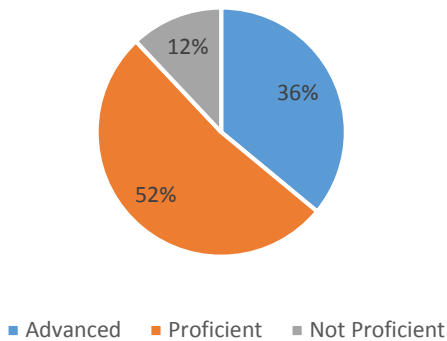
■ Advanced ■ Proficient ■ Not Proficient

*6th, 7th, and 8th Grade data represents students tested in Ridge View Middle School, and 9th, 10th, and 11th Grade data represents students tested in Ridge View High School.*

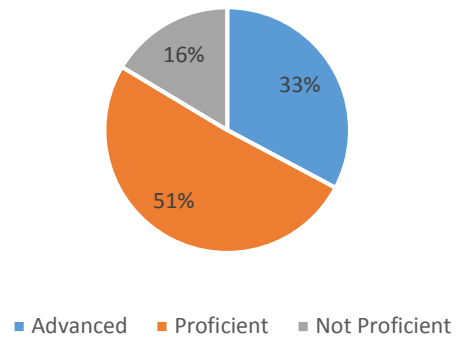
# Math at Every Grade

Galva-Holstein and Schaller-Crestland administer the Iowa Assessments to students in grade 3 – 11. The charts below show the percentage of student that scored proficiently on the math portion of these tests.

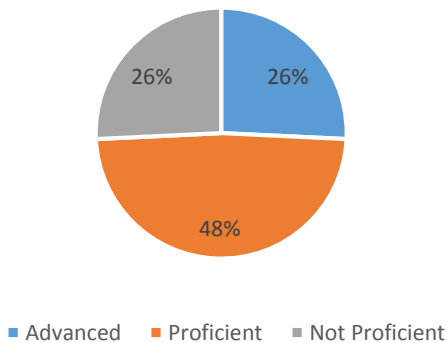
### 3rd Grade Math Proficiency Levels



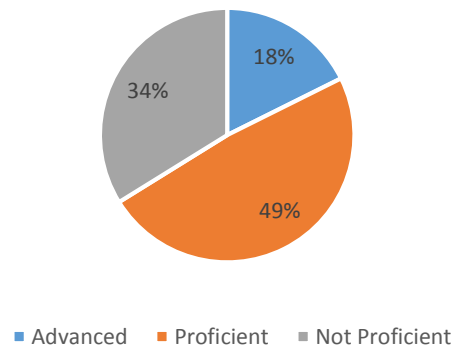
### 4th Grade Math Proficiency Levels



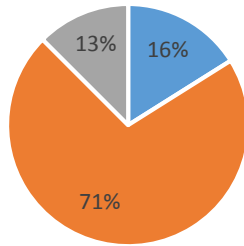
### 5th Grade Math Proficiency Levels



### 6th Grade Math Proficiency Levels

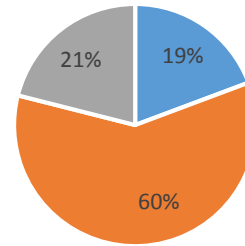


### 7th Grade Math Proficiency Levels



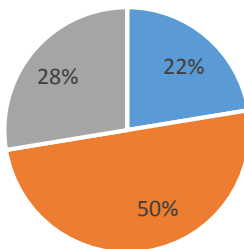
■ Advanced ■ Proficient ■ Not Proficient

### 8th Grade Math Proficiency Levels



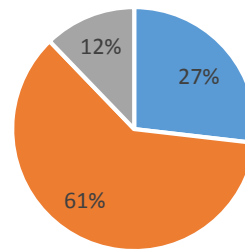
■ Advanced ■ Proficient ■ Not Proficient

### 9th Grade Math Proficiency Levels



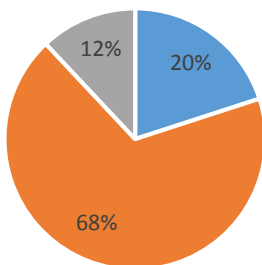
■ Advanced ■ Proficient ■ Not Proficient

### 10th Grade Math Proficiency Levels



■ Advanced ■ Proficient ■ Not Proficient

### 11th Grade Math Proficiency Levels



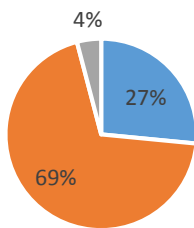
■ Advanced ■ Proficient ■ Not Proficient

*6th, 7th, and 8th Grade data represents students tested in Ridge View Middle School, and 9th, 10th, and 11th Grade data represents students tested in Ridge View High School.*

# Science at Every Grade

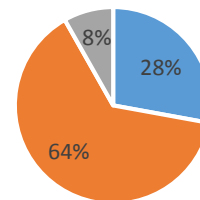
Galva-Holstein and Schaller-Crestland administer the Iowa Assessments to students in grade 3 – 11. The charts below show the percentage of student that scored proficiently on the science portion of these tests.

### 3rd Grade Science Proficiency Levels



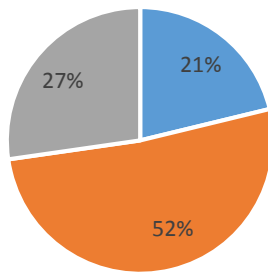
■ Advanced ■ Proficient ■ Not Proficient

### 4th Grade Science Proficiency Levels



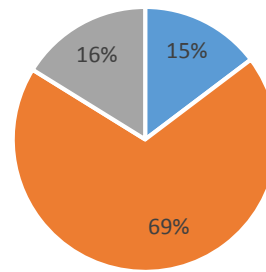
■ Advanced ■ Proficient ■ Not Proficient

### 5th Grade Level Proficiency Levels



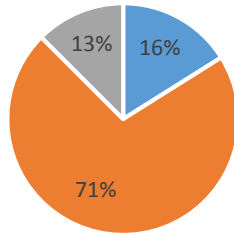
■ Advanced ■ Proficient ■ Not Proficient

### 6th Grade Science Proficiency Levels



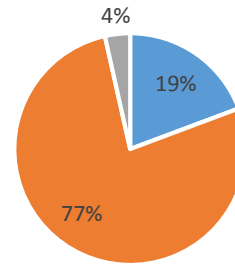
■ Advanced ■ Proficient ■ Not Proficient

### 7th Grade Science Proficiency Levels



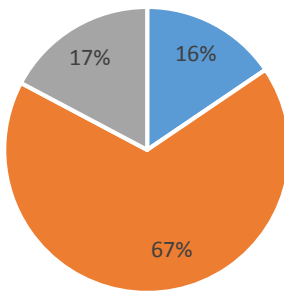
■ Advanced ■ Proficient ■ Not Proficient

### 8th Grade Science Proficiency Levels



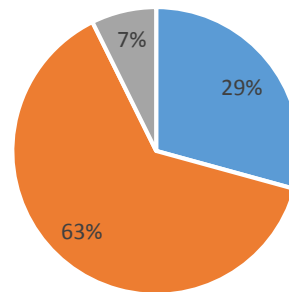
■ Advanced ■ Proficient ■ Not Proficient

### 9th Grade Science Proficiency Levels



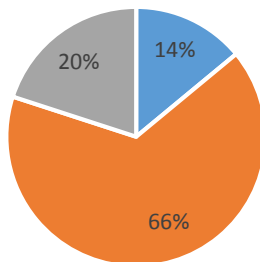
■ Advanced ■ Proficient ■ Not Proficient

### 10th Grade Science Proficiency Levels



■ Advanced ■ Proficient ■ Not Proficient

### 11th Grade Science Proficiency Levels



■ Advanced ■ Proficient ■ Not Proficient

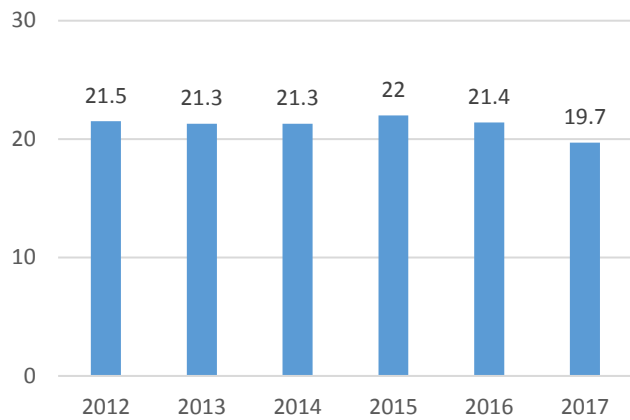
This Annual Progress Report contains a portion of the information that is gathered by schools in the state of Iowa. For more information regarding Galva-Holstein and Schaller-Crestland student achievement go the following website: <http://educateiowa.gov> Under Data & Reporting click on 'District & AEA Reports', click on district and school profile reports, in the district selection drop-down box choose Galva-Holstein or Schaller-Crestland , click the Go button.

# RIDGE VIEW ACT Trends

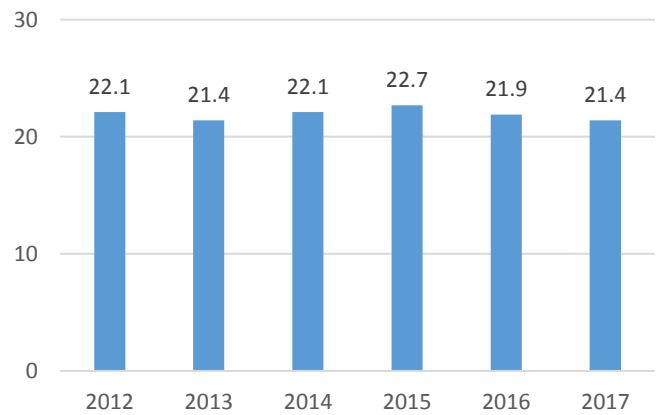
These are the average ACT scores for Ridge View students for the past 6 years.

A composite score of 20 or above on the ACT indicates probable post-secondary.

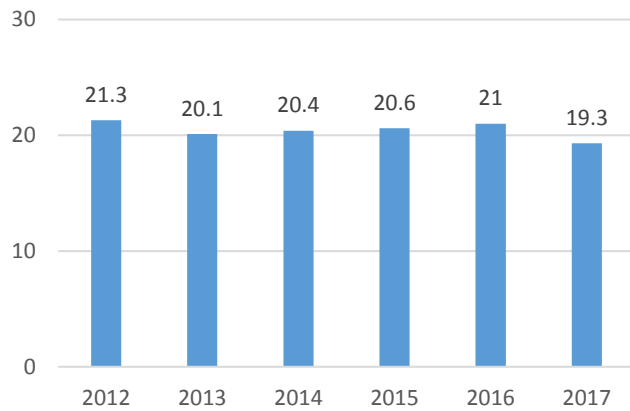
### English



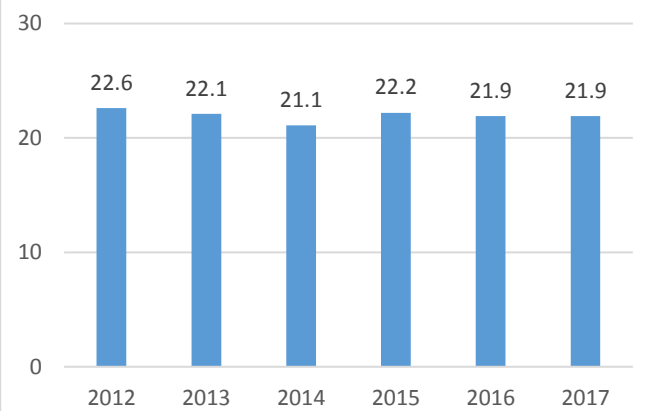
### Reading



### Math



### Science



### Composite

